


# Unleash the Power of AutoCAD 2002: Tips and Tricks to Enhance Your Designs

```
<meta name="keywords" content="AutoCAD 2002, CAD tips, CAD tricks, A
```

AutoCAD 2002 is a powerful software that enables engineers, architects, and designers to create precise and detailed drawings. However, mastering the software requires a deep understanding of its features and a practical approach to workflow optimization. This guide presents an array of invaluable tips and tricks that will empower you to unlock the full potential of AutoCAD 2002 and elevate your design capabilities.

- **Use the Command Line:** The command line provides direct access to a vast array of commands and options. Familiarize yourself with its shortcuts and syntax to execute tasks swiftly.
- **Employ Keyboard Shortcuts:** Keyboard shortcuts enable you to bypass menus and quickly perform repetitive actions. Learn and customize shortcuts that align with your workflow to significantly enhance productivity.



## Tips and Tricks for AutoCAD 2002

★★★★☆ 4 out of 5

Language	: English
File size	: 4639 KB
Text-to-Speech	: Enabled
Screen Reader	: Supported
Enhanced typesetting	: Enabled
Print length	: 28 pages
Lending	: Enabled




- **Utilize the Object Selection Filter:** The object selection filter empowers you to select specific objects based on their type, layer, or other criteria. This feature streamlines object management and simplifies complex selections.
- **Take Advantage of Grid Snap:** Grid snap constrains the movement of objects to predefined grid points. This ensures accuracy and prevents misplaced elements.
- **Utilize Layer Control:** Proper layer organization is crucial for managing complex drawings. Create, name, and assign colors to layers to maintain clarity and ease of navigation.
- **Master the Ortho Mode:** Ortho mode restricts movement to horizontal or vertical directions, ensuring precise alignments. Use this mode when creating lines, rectangles, or any other geometric shapes.
- **Leverage the Polar Tracking Feature:** Polar tracking displays temporary guidelines when moving objects, enabling you to align them precisely to other elements or reference points.
- **Use the Offset Command:** The offset command creates parallel lines or curves at a specified distance from the original object. Utilize this feature for precise spacing and dimensioning.
- **Employ the Mirror Command:** The mirror command reflects objects across a specified line or axis. This technique is useful for creating

symmetrical designs or duplicating elements.

- **Utilize the Array Command:** The array command creates multiple copies of an object along a linear or circular path. This feature facilitates the creation of complex patterns and repetitive elements.
- **Master Dynamic Blocks:** Dynamic blocks allow you to create parametric objects that respond to changes in dimensions or other parameters. This enables flexible and adaptable designs.
- **Employ the Design Center:** The design center provides access to a repository of pre-defined blocks, symbols, and other drawing elements. This resource saves time by eliminating the need to manually create common components.
- **Utilize the Render Engine:** The render engine in AutoCAD 2002 enables you to create realistic visualizations of your designs. Use this feature to communicate design intent more effectively to clients and stakeholders.
- **Automate Tasks with VBA:** VBA (Visual Basic for Applications) empowers you to write custom scripts and automate repetitive tasks. This technique enhances productivity and reduces the potential for errors.
- **Integrate with Other Software:** AutoCAD 2002 seamlessly integrates with other applications, such as Microsoft Office and Google Earth. This allows you to import and export data, enhancing collaboration and workflow.


By embracing these tips, tricks, and techniques, you will unlock the full potential of AutoCAD 2002 and elevate your design skills to new heights. The enhanced workflow efficiency, design precision, and optimization capabilities will enable you to create exceptional drawings with greater speed and accuracy. Embrace these insights and transform your AutoCAD 2002 experience into a transformative journey of design mastery.



## Tips and Tricks for AutoCAD 2002

★★★★☆ 4 out of 5

Language : English  
File size : 4639 KB  
Text-to-Speech : Enabled  
Screen Reader : Supported  
Enhanced typesetting : Enabled  
Print length : 28 pages  
Lending : Enabled



## Unlock the Complexities of American Indian Law with "American Indian Law in a Nutshell"

Welcome to the fascinating world of American Indian law, a complex and dynamic field that governs the relationship between Indigenous peoples, their...



## Master Street Photography: The Ultimate Beginner's Guide

Are you ready to embark on an exciting journey into the world of street photography? Whether you're a complete novice or an aspiring enthusiast,...